

Gas Registry statistics for March 2009

Summary statistics

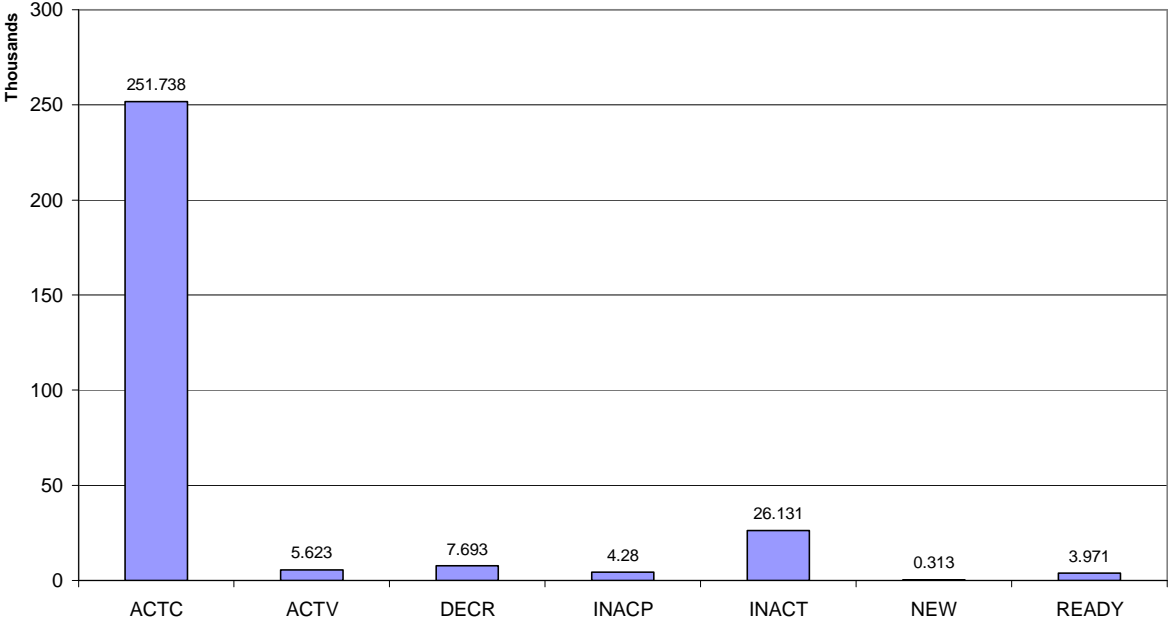
ICP enquiries processed (Online)	33,247
ICP enquiries processed (Offline)	4,837,111
Total ICP enquiries processed	4,870,358
ICPs added to the Registry	356
ICPs changed	7,386
ICPs decommissioned	60
Standard switch requests (GNT-S) received	4,963
Move switch requests (GNT-SM) received	2,295
Total switch requests (GNT) received	7,258
Switch acceptance notices (GAN) received	6,605
Switch transfer notices (GTN) received¹	4,563
Switch withdrawal requests (GNW) received	737
Switch withdrawal acceptances (GAW-A) received	460
Switch withdrawal rejections (GAW-R) received	199
Switch reading renegotiation requests (GNC) received	5
Switch reading renegotiation acceptances (GAC-A) received	5
Switch reading renegotiation rejections (GAC-R) received	0

Note: all switching statistics in the above table refer to notices and requests received by the Gas Registry which were valid.

¹ A switch transfer notice (GTN) is the last stage required to complete the switching process, this statistic indicates the number of switches completed in the month.

ICPs by status

Total numbers of ICPs by ICP status



The meaning of the ICP status codes are as follows:

ACTC—Active contracted (gas is able to flow and the customer has a contract with a retailer)

ACTV—Active vacant (gas is able to flow and the premises is vacant)

DECR—Decommissioned

INACP—Inactive permanent—gas unable to flow due to a permanent disconnection

INACT—Gas unable to flow due to a temporary disconnection

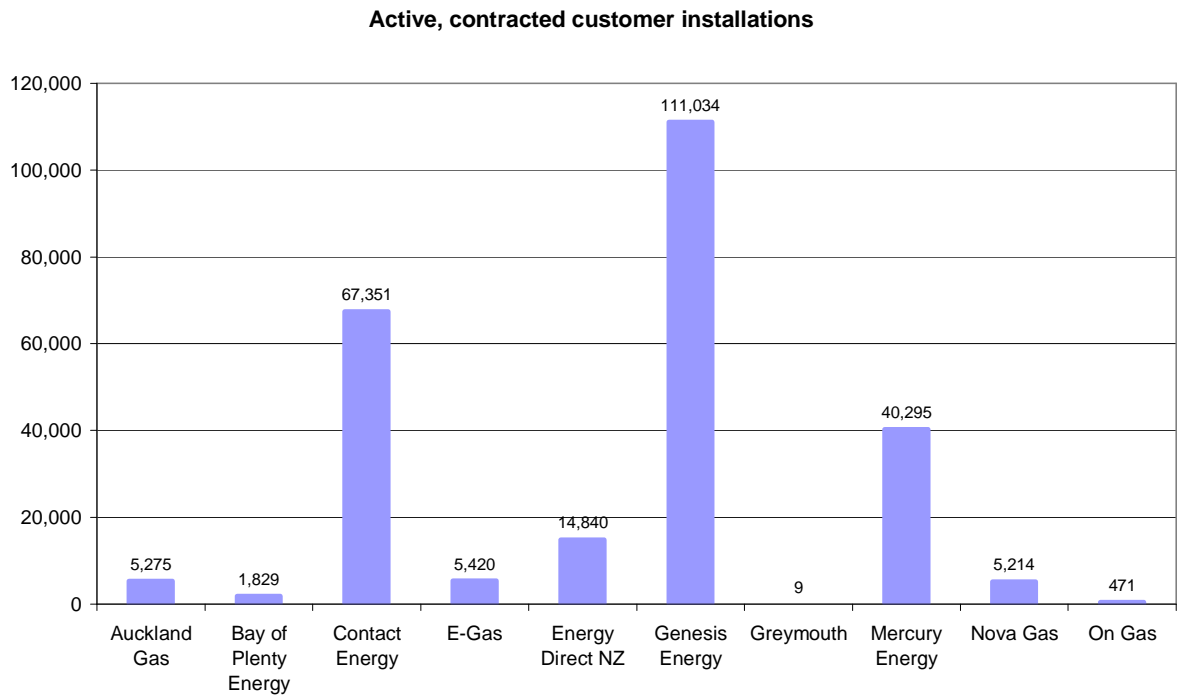
NEW—Newly created ICP, gas not yet able to flow

READY—New ICP, gas able to flow, awaiting uplift by retailer

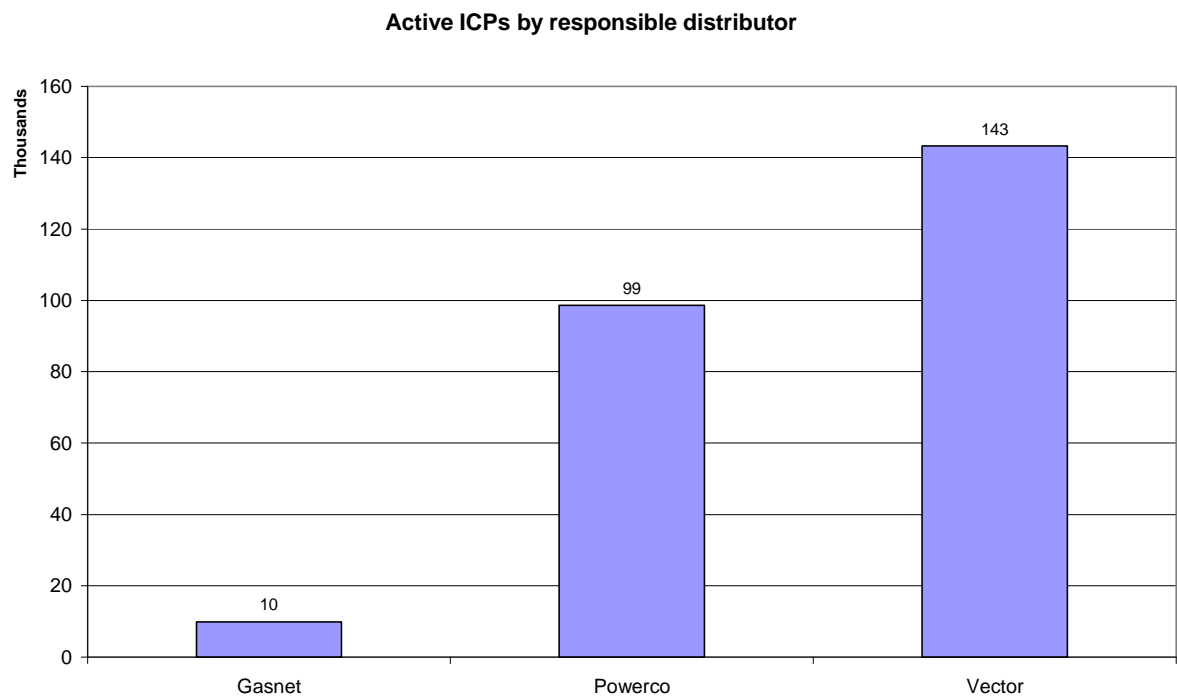
Market shares

The following charts show the distribution of active ICPs (installation control points) by retailer, distribution company and meter owner respectively.

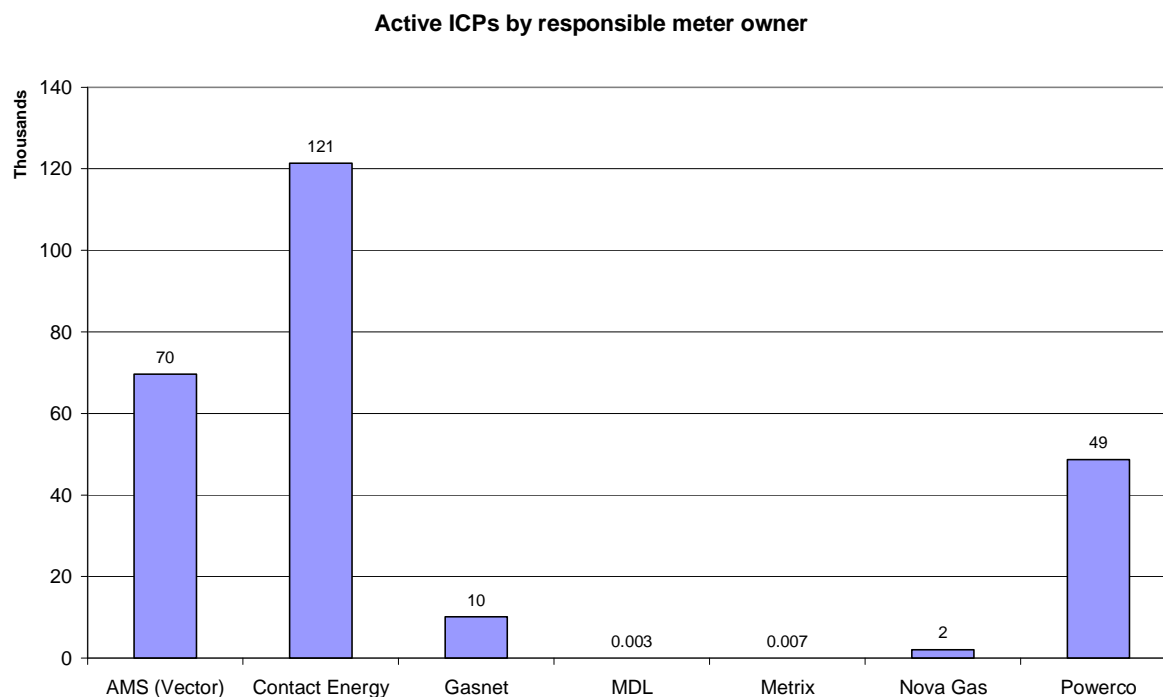
Active ICPs by responsible retailer



Active ICPs by distribution company



Active ICPs by meter owner



Active ICPs by gas gate and responsible retailer

The following table shows the distribution of active ICPs by gas gate, and the distribution by retailer at each gas gate.

The responsible retailer codes are as follows:

AGCL—Auckland Gas Company

BOPE—Bay of Plenty Energy

CTCT—Contact Energy

EGAS—E-Gas 2000

EGLT—E-Gas Ltd

EDNZ—Energy Direct NZ (Wanganui Gas)

GENG—Genesis Energy

GEND—Genesis Energy

GMTH—Greymouth Gas

MEEN—Mighty River Power

GNVG—Nova Gas

GNGC—OnGas (Vector)

Gas Gate Name	Gas Gate Code	Responsible Retailer Code												
		AGCL	BOPE	CTCT	EGAS	EGLT	EDNZ	GENG	GEND	GMTH	MEEN	GNVG	GNGC	Totals
Alfriston	ALF15501											1	1	
Ashhurst	ASH34301			108	1	6	60	33			2		210	
Belmont	BEL24510	8		1,734	97	314	9	18,123			1,478	566	12	22341
Broadlands	BRO36301											1	1	
Bruce McClaren	BMC17901	193		386	15	40	2	272	1		702	5	6	1622
Cambridge	CAM17201	1		39		35		1,421			174		1	1671
Dannevirke	DAN05001			94	7	11		7				2	2	123
Drury 1	DRU15101	1		18	2	2		2			1		5	31
Drury 2	DRU15102			2		1		6			1		5	15
Edgecumbe	EGC30702		3	1		1		2						7
Edgecumbe DF	EGC30701			1										1
Eltham	ELM12301			42		4	39	272				1	2	360
Feilding	FLD03001			826	6	47	441	474			11	3	2	1810
Flockhouse	FLH21901						5	1						6
Foxton	FOX22101			286	9	7	13	15	1			11	1	343
Gisborne	GIS07810			652		131	43	2,608	1			5	7	3447
Glenbrook	GLB03401												1	1
Hamilton Te Kowhai	HTK08301			1				18			2			21
Hamilton Temple View	HTV11301	10	1	690		400	1	23,965	1		1,757	23	59	26907
Harrisville	HAR11801												4	4
Hastings	HST05210			3,555	35	265	332	269				38	9	4503
Hawera	HWA20801			404	2	69	361	2,075	1			3		2915
Henderson	HEN74101	1,198		7,236	114	127	8	4,620	1	1	7,008	28	24	20365
Horotiu	HRU16101					1		1	1				1	4
Huntly	HTL16601			1		6		95	1		2		3	108
Huntly Power Station	HPS02993								1					1
Hunua	HUN15301	1		1									2	4
Inglewood	IGW11901			70		8	126	367					4	575
Kairanga	KRG24101			1		1	2							4
Kaitoke	KTK23901												1	1

Gas Gate Name	Gas Gate Code	Responsible Retailer Code												
		AGCL	BOPE	CTCT	EGAS	EGLT	EDNZ	GENG	GEND	GMTH	MEEN	GNVG	GNGC	Totals
Kakariki	KKI23701											1		1
Kaponga	KPA12401			4		1	6	56						67
Kapuni (Lactose)	KAP12901			2				2						4
Kauri DF	KUR33601											1		1
Kawerau	KAW04405		135	7		5	1	124			3			275
Kawerau (ex-Caxton)	KAW04410												1	1
Kawerau (ex-Tasman)	KAW04411												1	1
Kihikihi (Te Awamutu)	KIH19101	1		28		34		1,265			48		2	1378
Kingseat	KIG16801			5		1								6
Kinleith	KIN02601							4			1		2	7
Kinleith (CHH mill)	KIN04310												1	1
Kiwitahi 1 (Peroxide)	KIW34201								1					1
Kiwitahi 2	KIW34202							1					1	2
Kuku	KUK22401			4		4		19						27
Lake Alice	LAB20201			12		4	74	33						123
Levin	LVN24401			2,617	32	89	150	247			1	36	5	3177
Longburn	LNB24301			127		2	66	122	3		1	5	1	327
Manaia	MNA23402			33	1	3	39	186				1		263
Mangatainoka	MGK05401			1									1	2
Marsden 1 (NZRC)	MSD01801			1										1
Marsden 2	MSD01802												1	1
Marton	MTN23801			61		8	287	115				3	1	475
Matangi	MTG17301					1		39			2			42
Matapu	MTP20601							6						6
Maungaturoto DF	MUT19001												1	1
Morrinsville	MRV16302			24		10		598			45	1	2	680
Morrinsville DF	MRV16301			1				2						3
Mt Maunganui	MMU08001	1	426	66	1	115		3,136	2	2	317	9	5	4080
New Plymouth	NPL12101			1,081	18	205	2,374	7,340	1			11	37	11067
Ngaruawahia	NGW14501	1		5		1		145			3			155
Oakleigh	OAK18601							1						1

Gas Gate Name	Gas Gate Code	Responsible Retailer Code												
		AGCL	BOPE	CTCT	EGAS	EGLT	EDNZ	GENG	GEND	GMTH	MEEN	GNVG	GNGC	Totals
Oakura	OKU16701		1	22			49	135					1	208
Okato	OKA13201			8		1	9	42						60
Okoroire Springs	OKS32801					1					1			2
Opotiki	OPO32001		47	2		4		58			1			112
Opunake	OPK13001			27			11	141						179
Oroua Downs	ORD24701			1		1	1							3
Otaki	OTA22601			33		15	2	340				1		391
Otorohanga	OTO14101			2		12		167						181
Paekakariki	PAE23001			1										1
Pahiatua	PHT04901			58		9		29	1					97
Palmerston North	PLN24201	4		7,392	46	272	3,092	4,396			104	47	23	15376
Papakura	PAP06610	463		4,647	81	113	9	480	3		3,393	39	51	9279
Papakura 3	PAP06603	2		8		1		4	1		13			29
Papamoa	PPA33201							8						8
Paraparaumu	PAU20101			405	1	110	36	2,602			67		3	3224
Patea	PTA20901			16		2	24	159				2		203
Pauatahanui 1	PAH23201					1		6						7
Pirongia	PIR31101							46			3			49
Pukekohe	PUK04201	15		77	7	4	1	4			54	2		164
Pungarehu 1	PGU13101							15						15
Pungarehu 2	PGH15901			1										1
Putaruru	PTR32601			3		12		315			13		1	344
Ramarama	RAM15201			1									2	3
Rangiuru	RAG33401												1	1
Reporoa	RPR30801			2				23			1			26
Rotorua	ROT08101		282	174		153	2	2,947	1		399	8	13	3979
Stratford	STR10201			93		27	102	719						941
Takapau	TKP05101											1		1
Tatuanui DF	TAT16401			1										1
Taupo	TAU07001		107	92	1	116		1,501			195		2	2014
Tauranga	TRG07701		586	71		145	3	3,143	1		231	10	5	4195

Gas Gate Name	Gas Gate Code	Responsible Retailer Code												
		AGCL	BOPE	CTCT	EGAS	EGLT	EDNZ	GENG	GEND	GMTH	MEEN	GNVG	GNGC	Totals
Tawa A	TWA35610	4		11,964	173	524	28	10,010	2		2,260	4,069	32	29066
Te Awamutu Cogen Plant	TAC31001								1					1
Te Horo	THO22701			2		1		12						15
Te Kuiti North	TKN17001					5		175				1	1	182
Te Kuiti South	TKS17401			1		1		16	1	1			2	22
Te Puke	TPK33301		25	5		18		553			20		1	622
Te Teko	TTK30601		1					4						5
Tirau	TIR33502					9		59			6			74
Tirau DF	TIR33501			1										1
Tokoroa	TKR19701		2	26		38		966			43		2	1077
Tuakau	TUK06501	1		6				1	1		1	1	1	12
Waikanae	WAK22801			146		67	8	1,246			1			1468
Waikeria	WKE19201												1	1
Waitangirua	WTG06910			541	32	110	2	4,698	1		402	106	5	5897
Waitara	WTR12001			119		15	329	729				2	10	1204
Waitoa	WTA16501					1		37					4	42
Waitoki	WTK33901	13		150		10		1,431	1		600	2		2207
Waitoki B	WTK33902	43		104	4	3		171			172			497
Waitotara	WTT20301												1	1
Wanganui	WAG21501			399		62	6,861	2,037				59	3	9421
Warkworth	WRK18901			8		8		185			49		2	252
Waverley	WVY23601			1				5	1					7
Wellsford	WEL18301					1	1	24			2			28
Westfield	WST03610	3,327		23,207	405	420	19	4,121	3	5	21,127	176	78	52888
Whakatane	WHK32101		251	6		27		171			9		4	468
Whangarei	WHG07501			43	1	85		1,000			95	1	6	1231
Totals		5287	1867	70093	1091	4363	15028	113018	34	9	40821	5279	471	257361